


The Most Amazing Paper Airplane EVER!

What makes this paper airplane better than the rest?



Feeling ambitious? Here's how to make it!




1. Start with an ordinary sheet of 8 1/2" x 11" (21.6 x 28 cm).
2. Fold over the left hand corner to make a crease.
3. Fold over the right hand corner to make a crease.



4. The creases should look like an 'X'.
5. Carefully push in the sides so the middles touch.
6. Flatten the top section to create triangular flaps.



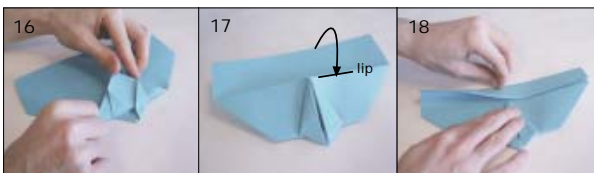
7. Fold the tip of the left flap up and crease along the bottom edge.
8. Repeat the same procedure on the right flap.
9. Fold the left hand point down and crease.



10. Fold the right hand point down and crease.
11. Rotate so that the top point is towards you. Fold the right corner so it lines up with the centre line.
12. Open the flap and breathe deeply—this part gets tricky.



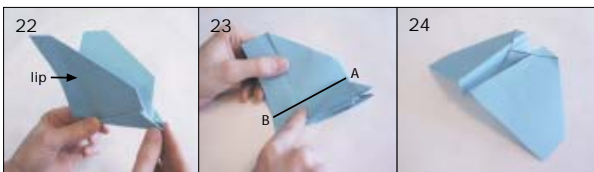
13. Separate the layers at the right panel.
14. Push the lower edge under the upper section.
15. Repeat 11 to 14 on the left side.



16. Flip the plane over and fold the point back and crease.
17. Flip the plane over again. Fold the upper edge so it lines up with the lip of the folded section.
18. Crease.



19. Carefully tear off the paper along the crease. Use it to make the tail.
20. Fold the strip lengthwise down the centre to form a trough.
21. About 5cm from one end, tear into the strip about half the depth of the trough and fold the flaps out sideways.



22. Fold the wings so the lip is on the underside.
23. Fold the right wing at an angle so that A is slightly higher than B. The depth of the A at B must be greater than the depth of the tail.
24. Do the same for the left wing.



25. Bend the wingtips up.
26. Insert the tail into the slot under the wing.
27. Finished at last!

Before you fly the plane, make sure the right and left sides are mirror images of each other. Remember to change one thing at a time, so you can see its effect.



What happens if you:

- Throw it gently or forcefully?
- Launch it on a breezy day or a calm one?
- Bend the wing or tail tips up or down?
- Cut flaps on the rear edge of the wings and bend them up or down?
- Make planes with different types or sizes of paper?